

JIAO LIN

Farragut, TN · 626-200-5247 · jiao.lin@gmail.com · <http://linjiao.info>

Research interests: Advanced scientific computing in neutron scattering, materials science, and remote sensing; artificial intelligence and super-resolution techniques and their applications.


EXPERIENCE

2019 – NOW: Principal Scientist, *SATELYTICS INC*
2015 – 2019: Software Scientist, *Oak Ridge National Lab*
2012 – 2015: Visiting Scientist, *Oak Ridge National Lab*
2011 – 2015: Director of information system, *Imagin'Labs Corporation*
2008 – 2015: Computational Scientist, *California Institute of Technology*
2005 – 2008: Assistant Scientist, *California Institute of Technology*
2004 – 2005: Postdoctoral Fellow, *California Institute of Technology*

EDUCATION

JUNE 2004, PhD, *Materials Science, California Institute of Technology*
JUNE 1999, Master of Science, *Condensed Matter Physics, Chinese Academy of Sciences*
JUNE 1996, Bachelor of Science, *Physics, Peking University*

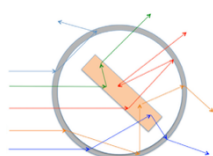
ACHIEVEMENTS



[Emerging applications of super resolution imagery techniques in neutron scattering data](#)



[High resolution satellite image correlation helps study glacier erosion law](#)



[Monte Carlo neutron ray-tracing simulations for neutron scattering experiments](#)



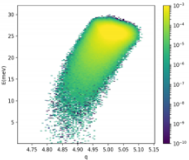
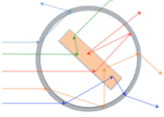
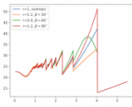

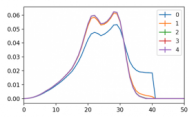
[iMars3D: Neutron tomography reconstruction](#)

EXPERTISE

- Scientific research
- Neutron scattering/Direct geometry inelastic spectroscopy/Neutron imaging/...
- Computer vision/Satellite imagery
- Physics / Materials science
- Scientific computing
- Python/C++/JAVA/Fortran; javascript; Matlab/Mathematica; conda/Jupyter/plotly/...
- Monte Carlo ray-tracing: MCViNE/McStas
- CT reconstruction; Avizo/Amira
- High performance computing. MPI/OpenMP

SOFTWARE

I developed the following scientific software packages:

| | | |
|--|---|--|
|  | <p>DGSRES The resolution function in direct geometry neutron chopper spectrometers are fascinating. They exist up to up to 4 dimensions in powder and single crystal experiments. This package is used to calculation point spread functions</p> | <ul style="list-style-type: none">• Web app• Experimental data for ARCS and SEQUOIA• Published ARCS data• Source code |
|  | <p>MCViNE A software package for simulation of modern, complex neutron sample/sample environments, and detector systems. ~240k lines of C++/Python</p> | <ul style="list-style-type: none">• Homepage• Publications• Source code |
|  | <p>BraggEdgeModeling given lattice structure of a material and optionally a texture model and an instrument beam model, calculate neutron Bragg Edge spectrum as a function of neutron wavelength.</p> | <ul style="list-style-type: none">• Publication• Source code |
|  | <p>iMars3D Neutron tomography is finding applications in engineering, material science, biology, and archeology. This package is in use by ORNL neutron imaging beamlines for neutron CT reconstructions.</p> | <ul style="list-style-type: none">• Source code |
|  | <p>Multiphonon Obtain phonon density of states from neutron DGS data, applying multiphonon corrections.</p> | <ul style="list-style-type: none">• Publication• source code |

More at <https://linjiao.info/software>

PROJECTS

@ Satelytics

- Lead the AI project for trace gas detection using remote sensing spectrometers, by leveraging microscale meteorology modeling, atmospheric radiative transfer modeling, image registration, image segmentation, regression, and convolutional neural networks.

@ ORNL

- Initiate and lead the project to apply optical super-resolution techniques to data analysis for direct-geometry time-of-flight neutron spectrometers
- Expanding applications of the MCViNE package for virtual neutron experiments, design of neutron instruments at the Second Target Station of the Spallation Neutron Source, and aid in design of sample environments including collimators and furnaces
- Day to day support of SNS/HFIR scientific users for data reduction, modeling, simulation, and optimization, for direct geometry spectrometers and neutron imaging instruments
- Developed CT reconstruction workflow for CG1D neutron imaging beamline at HFIR and facilitated automatic CT reconstruction
- Improved software engineering practice for the MCViNE project by switching to github, cmake, travis-CI, conda, and docker.
- Contribute to SANS reduction software development
- Created and maintain linux-64 conda recipe for Mantid, a large neutron data reduction C++/python package (1M lines of code), and its system-tests jenkins task

- Mentor postdocs, and PhD and college students for a variety of projects
- Review papers for the *Journal of Open Source Software*

@ Caltech CACR

- Developed MCViNE, a Monte Carlo neutron ray-tracing simulation package (~240k lines) with python and C++
- Developed a python/C++ package (~50k lines), including a semi-global matching algorithm, for the COSI-Corr project, a satellite image correlation tool.
- Led the inelastic neutron scattering team of the DANSE software project, developing a series of data reduction, analysis, and modeling tools.

@ Caltech Materials Science

Development of Mossbauer Powder Diffractometry

Theory

- Systematically analyzed polarization effects in Mossbauer scattering by using spherical harmonics expansions
- Developed a kinematical theory of Mossbauer diffraction, including interference between electronic and nuclear resonant scattering

Experiment

- Made substantial improvements to instrumentation (hardware and software) of the Mossbauer powder diffractometer.
- For the first time, measured a full spectrum of Mossbauer diffraction patterns of a polycrystalline Fe₃Al sample; carried out systematic analysis of Mossbauer diffraction data in two dimensions: diffraction angle (traditional diffraction technique) and photon energy; studied the defect chemical environments in the sample using data derived from Mossbauer diffraction, and TEM experiments. Comparison between data and various simulations (including Monte Carlo simulation of ordering in the alloy) revealed structures of defects.

@ Chinese Academy of Sciences

- Studied in theory the mechanism of the linear and nonlinear optical properties of crystals, especially borate series, using ab initio calculations; developed a new calculation method.
- The work is being cited 30-40 times per year since 2015, showing the long-lasting impact of an original computational research.

SUPERVISION / MENTORING

- **Dr. Fahima Islam**, Postdoc fellow, “Super-resolution reconstruction for Inelastic Neutron Scattering Spectra from Direct Geometry Chopper Spectrometers”, ORNL
- **Ian Lumsden**, “SCADGen: converting MCViNE 3D models to OpenSCAD models”, ORNL
- **Dr. Hillary Smith**, Postdoc fellow, “Virtual neutron facilities at SNS”, Caltech.

PUBLICATION

Books and book chapters

1. B. Fultz, T. Kelley, **J. Lin**, J. Lee, O. Delaire, M. Kresch, M. McKerns, and M. Aivazis, *Experimental inelastic neutron scattering: introduction to DANSE*, 2009.
2. **J. Lin**, "Mössbauer diffractometry: principles, practice, and an application to a study of chemical order in iron aluminide," PhD Thesis, California Institute of Technology, 2004.
3. B. Fultz and **J. Lin**, "Mössbauer diffractometry," in *Material research in atomic scale by mössbauer spectroscopy*, Springer, Dordrecht, 2003, p. 285–295.

Refereed Journal Papers

2020

1. Iyad Al-Qasir, Anne Campbell, Gabriele Sala, **Jiao Y.Y. Lin**, Yongqiang Cheng, Fahima Islam, Douglas Abernathy, Matthew Stone, "Vacancy-driven variations in the phonon density of states of fast neutron irradiated nuclear graphite", Carbon, accepted, <https://doi.org/10.1016/j.carbon.2020.05.027>
2. Fahima Islam, **Jiao Lin**, Thomas Huegle, Ian Lumsden, David Anderson, Amy Elliott, Bianca Haberl, Garrett Granroth, "Computational Optimization of A 3D Printed Collimator", Journal of Neutron Research, accepted
3. Y. Chen, J. Gaudet, S. Dasgupta, G. G. Marcus, **J. Lin**, T. Chen, T. Tomita, M. Ikhlas, Y. Zhao, W. C. Chen, M. B. Stone, O. Tchernyshyov, S. Nakatsuji & C. Broholm, "Antichiral spin order its Goldstone modes and their hybridization with phonons in the topological semimetal Mn₃Ge", submitted
4. J. L. Niedziela, D. Bansal, J. Ding, T. Lanigan-Atkins, C. W. Li, A. F. May, **J. Y. Y. Lin**, H. Wang, D. L. Abernathy, G. Ehlers, A. Huq, D. Parshall, J. W. Lynn, and O. Delaire, "Controlling phonon lifetimes via sublattice disordering in AgBiSe₂", submitted
5. T. Lanigan-Atkins, S. Yang, J. L. Niedziela, D. Bansal, A. F. May, A. A. Puretzky, **J. Y. Y. Lin**, D. M. Pajerowski, T. Hong, S. Chi, G. Ehlers, and O. Delaire, "Extended anharmonic collapse of phonon dispersions in SnS", submitted
6. D.S. Kim,, O. Hellman, N. Shulumba, C.N. Saunders, **J.Y.Y. Lin**, H.L. Smith, J.E. Herriman, J.L. Niedziela, D.L. Abernathy, C.W. Li, and B. Fultz, "Temperature-dependent phonon lifetimes and thermal conductivity of silicon by inelastic neutron scattering and ab initio calculation", in preparation
7. Hassina Z. Bilheux,, Maria Cekanova,, Jeffrey M. Warren,, Matthew J. Meagher, Ryan Ross, Jean C. Bilheux, Singanallur Venkatakrishnan, **Jiao Y.Y. Lin**, Yuxuan Zhang, Matthew R. Pearson, Erik Stringfellow, "Neutron Radiography and Computed Tomography of Biological Systems", in preparation

2019

8. Y Zhang, JC Bilheux, HZ Bilheux, **JYY Lin**, "An interactive web-based tool to guide the preparation of neutron imaging experiments at oak ridge national laboratory", Journal of Physics Communications 3 (10), 103003, 2019
9. Fahima Islam, **Jiao Y. Y. Lin**, Richard Archibald, Douglas L. Abernathy, Iyad Al-Qasir, Anne A. Campbell, Matthew B. Stone, Garrett E. Granroth, "Super-resolution energy spectra from neutron direct-geometry spectrometers", Review of Scientific Instruments 90, 105109, 2019
10. JC Bilheux, H Bilheux, **J Lin**, I Lumsden, Y Zhang, "Neutron imaging analysis using jupyter python notebook", Journal of Physics Communications 3 (8), 083001, 2019
11. **Jiao Y. Y. Lin**, Fahima Islam, Gabriele Sala, Ian Lumsden, Hillary Smith, Mathieu Doucet, Matthew B. Stone, Douglas L. Abernathy, Georg Ehlers, John F. Ankner, and Garrett E. Granroth, "Recent developments of MCViNE and its applications at SNS", Journal of physics communications, vol. 3, iss. 8, p. 85005, 2019
12. Jean-Christophe Bilheux, Hassina Bilheux, **Jiao Lin**, Yuxuan Zhang, "Neutron Imaging Analysis using Python Jupyter Notebook", Journal of physics communications, vol. 3, iss. 8, p. 83001, 2019

13. J. Leiner, H. O. Jeschke, R. Valentini, S. Zhang, A. Savici, **J. Lin**, M. Stone, M. Lumsden, J. Hong, O. Delaire, and others, “Frustrated magnetism in mott insulating $(V_{1-x}Cr_x)_2O_3$,” *Physical Review X*, vol. 9, iss. 1, p. 11035, 2019.
 14. M. Stone, G. Sala, and **J. Lin**, “Design of a radial collimator for the sequoia direct geometry chopper spectrometer,” *Physica B: condensed matter*, vol. 564, p. 17–21, 2019.
 15. **J. Y. Lin**, A. Banerjee, F. Islam, M. D. Le, and D. L. Abernathy, “Energy dependence of the flux and elastic resolution for the arcs neutron spectrometer,” *Physica B: condensed matter*, 2019.
- 2018**
16. **J. Y. Lin**, F. Islam, and M. Kresh, “Multiphonon: phonon density of states tools for inelastic neutron scattering powder data,” *Journal of open source software*, vol. 3, iss. 21, 2018.
 17. **J. Y. Lin** and G. Song, “BEM: modeling for neutron Bragg-edge imaging,” *J. open source software*, vol. 3, iss. 30, p. 973, 2018.
 18. G. Sala, **J. Y. Lin**, V. B. Graves, and G. Ehlers, “Conceptual design of chess, a new direct-geometry inelastic neutron spectrometer dedicated to studying small samples,” *Journal of applied crystallography*, vol. 51, iss. 2, p. 282–293, 2018.
- 2017**
19. H. L. Smith, C. W. Li, A. Hoff, G. R. Garrett, D. S. Kim, F. C. Yang, M. S. Lucas, T. Swan-Wood, **J. Y. Lin**, M. B. Stone, and others, “Separating the configurational and vibrational entropy contributions in metallic glasses,” *Nature physics*, vol. 13, iss. 9, p. 900, 2017.
 20. J. L. Niedziela, R. Mills, M. J. Loguillo, H. D. Skorpenske, D. Armitage, H. L. Smith, **J. Y. Lin**, M. S. Lucas, M. B. Stone, and D. L. Abernathy, “Design and operating characteristic of a vacuum furnace for time-of-flight inelastic neutron scattering measurements,” *Review of scientific instruments*, vol. 88, iss. 10, p. 105116, 2017.
 21. G. Song, **J. Lin**, J. Bilheux, Q. Xie, L. Santodonato, J. Molaison, H. Skorpenske, A. M Dos Santos, C. Tulk, K. An, and others, “Characterization of crystallographic structures using Bragg-edge neutron imaging at the spallation neutron source,” *Journal of imaging*, vol. 3, iss. 4, p. 65, 2017.
- 2016**
22. S. Diallo, **J. Lin**, D. Abernathy, and R. Azuah, “Momentum and energy dependent resolution function of the arcs neutron chopper spectrometer at high momentum transfer: comparing simulation and experiment,” *Nuclear instruments and methods in physics research section a: accelerators, spectrometers, detectors and associated equipment*, vol. 835, p. 34–41, 2016.
 23. Y. Yiu, A. A. Aczel, G. E. Granroth, D. L. Abernathy, M. B. Stone, W. Buyers, **J. Lin**, G. D. Samolyuk, G. M. Stocks, and S. E. Nagler, “Light atom quantum oscillations in UC and US,” *Physical review b*, vol. 93, iss. 1, p. 14306, 2016.
 24. D. Kim, O. Hellman, J. Herriman, H. Smith, **J. Lin**, N. Shulumba, J. Niedziela, C. Li, D. Abernathy, and B. Fultz, “Pure phonon anharmonicity and the anomalous thermal expansion of silicon”, PNAS, 2016.
 25. **J. Y. Lin**, H. L. Smith, G. E. Granroth, D. L. Abernathy, M. D. Lumsden, B. Winn, A. A. Aczel, M. Aivazis, and B. Fultz, “MCViNE—an object oriented Monte Carlo neutron ray tracing simulation package,” *Nuclear instruments and methods in physics research section A: accelerators, spectrometers, detectors and associated equipment*, vol. 810, p. 86–99, 2016.
- 2007-2015**
26. F. Herman, O. Beyssac, M. Brughelli, S. N. Lane, S. Leprince, T. Adatte, **J. Y. Y. Lin**, J. Avouac, and S. C. Cox, “Erosion by an alpine glacier,” *Science*, vol. 350, iss. 6257, p. 193–195, 2015.
 27. **J. Lin**, A. A. Aczel, D. L. Abernathy, S. E. Nagler, W. Buyers, and G. E. Granroth, “Using Monte Carlo ray tracing simulations to model the quantum harmonic oscillator modes observed in uranium nitride,” *Physical Review B*, vol. 89, iss. 14, p. 144302, 2014.
 28. D. L. Abernathy, M. B. Stone, M. Loguillo, M. Lucas, O. Delaire, X. Tang, **J. Lin**, and B. Fultz, “Design and operation of the wide angular-range chopper spectrometer arcs at the spallation neutron source,” *Review of scientific instruments*, vol. 83, iss. 1, p. 15114, 2012.

29. B. J. Keith, J. R. Fennick, D. R. Nelson, C. E. Junkermeier, **J. Y. Lin**, C. W. Li, M. M. McKerns, J. P. Lewis, and B. Fultz, "Atomsim: web-deployed atomistic dynamics simulator," *Journal of applied crystallography*, vol. 43, iss. 6, p. 1553–1559, 2010.
30. A. D. Christianson, M. D. Lumsden, O. Delaire, M. B. Stone, D. L. Abernathy, M. A. McGuire, A. Sefat, R. Jin, B. C. Sales, D. Mandrus, and others, "Phonon density of states of $\text{LaFeAsO}_{1-x}\text{F}_x$," *Physical Review Letters*, vol. 101, iss. 15, p. 157004, 2008.
31. M. Kresch, M. Lucas, O. Delaire, **J. Lin**, and B. Fultz, "Phonons in aluminum at high temperatures studied by inelastic neutron scattering," *Physical Review B*, vol. 77, iss. 2, p. 24301, 2008.
32. O. Delaire, M. Kresch, J. Muñoz, M. Lucas, **J. Lin**, and B. Fultz, "Electron-phonon interactions and high-temperature thermodynamics of vanadium and its alloys," *Physical Review B*, vol. 77, iss. 21, p. 214112, 2008.
33. M. Kresch, O. Delaire, R. Stevens, **J. Lin**, and B. Fultz, "Neutron scattering measurements of phonons in nickel at elevated temperatures," *Physical Review B*, vol. 75, iss. 10, p. 104301, 2007.

2001-2004

34. C. H. Chen, W. R. Cook, F. A. Harrison, and **J. Y. Lin**, "Characterization of a large-format, fine-pitch CdZnTe pixel detector for the heft balloon-borne experiment," *IEEE transactions on nuclear science*, vol. 51, iss. 5, p. 2472–2477, 2004.
35. C. H. Chen, W. R. Cook, F. A. Harrison, **J. Y. Lin**, P. H. Mao, and S. M. Schindler, "Characterization of the heft CdZnTe pixel detectors," in *Hard x-ray and gamma-ray detector physics v*, 2004, p. 9–19.
36. **J. Y. Lin** and B. Fultz, "Spatial periodicities of defect environments in 57Fe3Al studied by Mössbauer powder diffractometry," *Zeitschrift für kristallographie-crystalline materials*, vol. 219, iss. 3, p. 172–178, 2004.
37. **J. Lin** and B. Fultz, "Site-specific long-range order in 57Fe3Al measured by Mössbauer diffractometry," *Philosophical magazine*, vol. 83, iss. 22, p. 2621–2640, 2003.
38. B. Fultz, T. Stephens, **J. Lin**, and U. Kriplani, "Mössbauer diffractometry on polycrystalline 57Fe3Al," *Physical Review B*, vol. 65, iss. 6, p. 64419, 2002.
39. **J. Lin**, B. Fultz, and U. Kriplani, "Mössbauer diffractometry on chemical sites of 57Fe in Fe3Al," *Hyperfine interactions*, vol. 141, iss. 1-4, p. 145–150, 2002.
40. U. Kriplani, **J. Lin**, M. Regehr, and B. Fultz, "Intensities of Mössbauer diffractions from polycrystalline bcc 57Fe," *Physical Review B*, vol. 65, iss. 2, p. 24405, 2001.
41. **J. Lin**, U. Kriplani, M. Regehr, and B. Fultz, "Polarization factors for 57Fe Mössbauer diffractions from polycrystals," *Hyperfine interactions*, vol. 136, iss. 3-8, p. 663–672, 2001.

1999-2001

42. Z. Lin, **J. Lin**, Z. Wang, Y. Wu, N. Ye, C. Chen, and R. Li, "Theoretical calculations and predictions of the nonlinear optical coefficients of borate crystals," *Journal of physics: condensed matter*, vol. 13, iss. 23, p. R369, 2001.
43. Z. Lin, **J. Lin**, Z. Wang, C. Chen, and M. Lee, "Mechanism for linear and nonlinear optical effects in LiB_3O_5 , CsB_3O_5 , and $\text{CsLiB}_6\text{O}_{10}$ crystals," *Physical review b*, vol. 62, iss. 3, p. 1757, 2000.
44. C. Chen, Z. Shao, J. Jiang, J. Wei, **J. Lin**, J. Wang, N. Ye, J. Lv, B. Wu, M. Jiang, and others, "Determination of the nonlinear optical coefficients of $\text{YCa}_4\text{O}(\text{BO}_3)_3$ crystal," *JOSA B*, vol. 17, iss. 4, p. 566–571, 2000.
45. C. Chen, N. Ye, **J. Lin**, J. Jiang, W. Zeng, and B. Wu, "Computer-assisted search for nonlinear optical crystals," *Advanced materials*, vol. 11, iss. 13, p. 1071–1078, 1999.
46. **J. Lin**, M. Lee, Z. Liu, C. Chen, and C. J. Pickard, "Mechanism for linear and nonlinear optical effects in $\beta\text{-BaB}_2\text{O}_4$ crystals," *Physical Review B*, vol. 60, iss. 19, p. 13380, 1999.